

Automatic Differentiation for Computational Engineering

Kailai Xu and Eric Darve

Outline

- 1 Overview
- 2 Computational Graph
- 3 Forward Mode
- 4 Reverse Mode
- 5 AD for Physical Simulation
- 6 AD Through Implicit Operators
- 7 Conclusion

Overview

- Gradients are useful in many applications
 - **Mathematical Optimization**

$$\min_{x \in \mathbb{R}^n} f(x)$$

Using the gradient descent method:

$$x_{n+1} = x_n - \alpha_n \nabla f(x_n)$$

- **Sensitivity Analysis**

$$f(x + \Delta x) \approx f'(x) \Delta x$$

- **Machine Learning**

Training a neural network using automatic differentiation (back-propagation).

- **Solving Nonlinear Equations** Solve a nonlinear equation $f(x) = 0$ using Newton's method

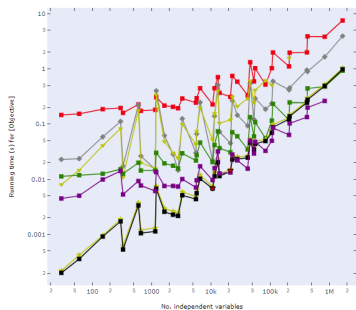
$$x_{n+1} = x_n - \frac{f(x_n)}{f'(x_n)}$$

Terminology

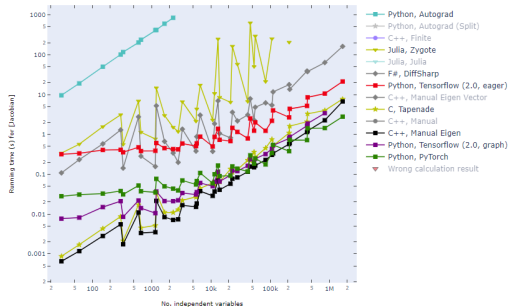
- Deriving and implementing gradients are a challenging and all-consuming process.
- Automatic differentiation: a set of techniques to numerically evaluate the derivative of a function specified by a computer program (Wikipedia). It also bears other names such as autodiff, algorithmic differentiation, computational differentiation, and back-propagation.
- There are a lot of AD softwares
 - ① TensorFlow and PyTorch: deep learning frameworks in Python
 - ② Adept-2: combined array and automatic differentiation library in C++
 - ③ autograd: efficiently derivatives computation of NumPy code.
 - ④ ForwardDiff.jl, Zygote.jl: Julia differentiable programming packages
- This lecture: how to compute gradients using automatic differentiation (AD)
 - Forward mode, reverse mode, and AD for implicit solvers

AD Software

GMM (1k) [Objective] - Release



GMM (1k) [Jacobian] - Release



<https://github.com/microsoft/ADBench>

Finite Differences

$$f'(x) \approx \frac{f(x+h) - f(x)}{h}, \quad f'(x) \approx \frac{f(x+h) - f(x-h)}{2h}$$

- Derived from the definition of derivatives

$$f'(x) = \lim_{h \rightarrow 0} \frac{f(x+h) - f(x)}{h}$$

- Conceptually simple.
- Curse of dimensionalities: to compute the gradients of $f : \mathbb{R}^m \rightarrow \mathbb{R}$, you need at least $\mathcal{O}(m)$ function evaluations.
- Huge numerical error: roundoff error.

Finite Difference

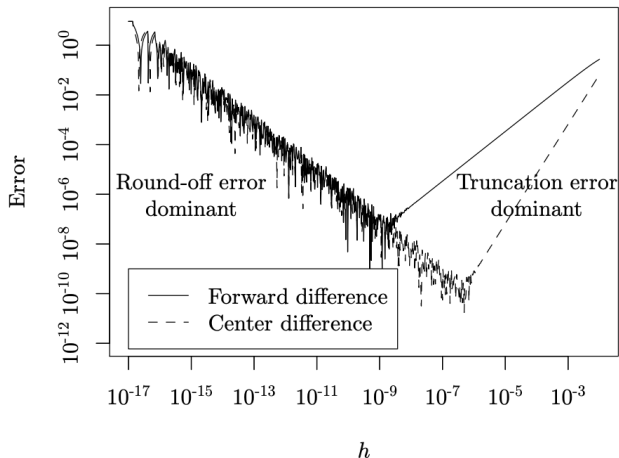
$$f(x) = \sin(x) \quad f'(x) = \cos(x) \quad x_0 = 0.1$$

```
f = x -> sin(x)
x0 = 0.1
e = cos(x0)
println("True derivative: $e")
printstyled("Forward Difference\tError\t\t\tCentral Difference\tError\n", bold=true)
for i = 1:10
    h = 1/10^i
    f1 = (f(x0+h)-f(x0))/h
    f2 = (f(x0+h)-f(x0-h))/2h
    e1 = abs(f1-e)
    e2 = abs(f2-e)
    println("$f1\t$e1\t$f2\t$e2")
end
```

True derivative: 0.9950041652780258

Forward Difference	Error	Central Difference	Error
0.9883591414823306	0.006645023795695204	0.9933466539753061	0.0016575113027197386
0.9944884190346656	0.00051574624336026	0.9949875819581878	1.6583319838003874e-5
0.994954082739849	5.008253817684327e-5	0.995003999444008	1.6583401785119634e-7
0.9949991719489237	4.993329102087607e-6	0.9950041636197504	1.6582754058802607e-9
0.9950036660946736	4.991833522094424e-7	0.9950041652613538	1.667199711619105e-11
0.9950041153644618	4.991356405970038e-8	0.9950041652759256	2.1002088956834086e-1
2			
0.9950041603146165	4.963409350189352e-9	0.9950041653106201	3.2594260623852733e-1
1			
0.9950041651718422	1.0618361745429183e-10	0.9950041651718422	1.0618361745429183e-1
0			
0.9950041623962845	2.8817412900394856e-9	0.9950041623962845	2.8817412900394856e-9
0.9950040791295578	8.614846802590392e-8	0.9950040791295578	8.614846802590392e-8

Finite Difference



Baydin, A. G., Pearlmutter, B. A., Radul, A. A., & Siskind, J. M. (2017). Automatic differentiation in machine learning: a survey. *The Journal of Machine Learning Research*, 18(1), 5595-5637.

Symbolic Differentiation

- Symbolic differentiation computes exact derivatives (gradients): there is no approximation error.
- It works by recursively applying simple rules to **symbols**

$$\begin{aligned}\frac{d}{dx}(c) &= 0 & \frac{d}{dx}(x) &= 1 \\ \frac{d}{dx}(u + v) &= \frac{d}{dx}(u) + \frac{d}{dx}(v) & \frac{d}{dx}(uv) &= v \frac{d}{dx}(u) + u \frac{d}{dx}(v) \\ & \dots & & \end{aligned}$$

Here c is a variable independent of x , and u, v are variables dependent on x .

- There may not exist convenient expressions for the analytical gradients of some functions. For example, a blackbox function from a third-party library.

Symbolic Differentiation

- Symbolic differentiation can lead to complex and redundant expressions

```
using SymPy
sigmoid = x -> 1/(1+exp(-x))
x,w1,w2,w3,b1,b2,b3 = @vars x w1 w2 w3 b1 b2 b3
y = w3*sigmoid(w2*sigmoid(w1*x+b1)+b2)+b3
dw1 = diff(y, w1)
```

$$\frac{w_2 w_3 x e^{-b_1 - w_1 x} e^{-b_2 - \frac{w_2}{e^{-b_1 - w_1 x} + 1}}}{(e^{-b_1 - w_1 x} + 1)^2 \left(e^{-b_2 - \frac{w_2}{e^{-b_1 - w_1 x} + 1}} + 1 \right)^2}$$

```
print(dw1)
```

```
w2*w3*x*exp(-b1 - w1*x)*exp(-b2 - w2/(exp(-b1 - w1*x) + 1))/((exp(-b1 - w1*x) + 1)^2*(exp(-b2 - w2/(exp(-b1 - w1*x) + 1)) + 1)^2)
```

Automatic Differentiation

- AD is neither finite difference nor symbolic differentiation.
- It works by recursively applies simple rules to **values**

$$\begin{aligned}\frac{d}{dx}(c) &= 0 & \frac{d}{dx}(x) &= 1 \\ \frac{d}{dx}(u + v) &= \frac{d}{dx}(u) + \frac{d}{dx}(v) & \frac{d}{dx}(uv) &= v \frac{d}{dx}(u) + u \frac{d}{dx}(v) \\ & \dots & & \end{aligned}$$

Here c is a variable independent of x , and u, v are variables dependent on x .

- It evaluates numerically gradients of “function units” using symbolic differentiation, and chains the computed gradients using the chain rule

$$\frac{df(g(x))}{dx} = f'(g(x))g'(x)$$

- It is efficient (linear in the cost of computing the function itself) and numerically stable.

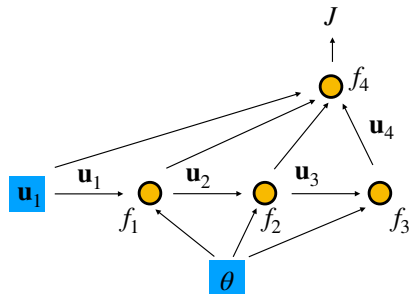
Outline

- 1 Overview
- 2 Computational Graph**
- 3 Forward Mode
- 4 Reverse Mode
- 5 AD for Physical Simulation
- 6 AD Through Implicit Operators
- 7 Conclusion

Computational Graph

- The “language” for automatic differentiation is computational graph.
 - The computational graph is a **directed acyclic graph (DAG)**.
 - Each **edge** represents the data: a scalar, a vector, a matrix, or a high dimensional tensor.
 - Each **node** is a function that consumes several incoming edges and outputs some values.

$$\begin{aligned}J &= f_4(u_1, u_2, u_3, u_4), \\u_2 &= f_1(u_1, \theta), \\u_3 &= f_2(u_2, \theta), \\u_4 &= f_3(u_3, \theta).\end{aligned}$$

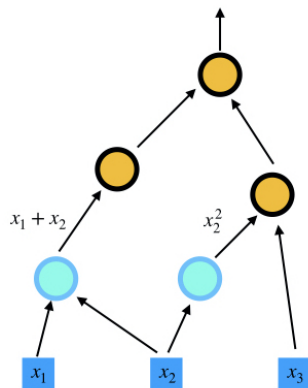


- Let's build a computational graph for computing

$$z = \sin(x_1 + x_2) + x_2^2 x_3$$

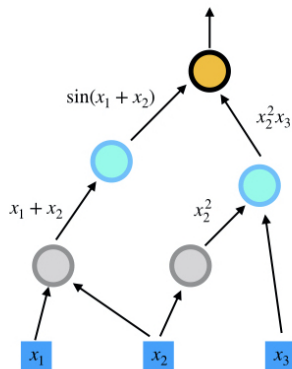
Building a Computational Graph

$$z = \sin(x_1 + x_2) + x_2^2 x_3$$



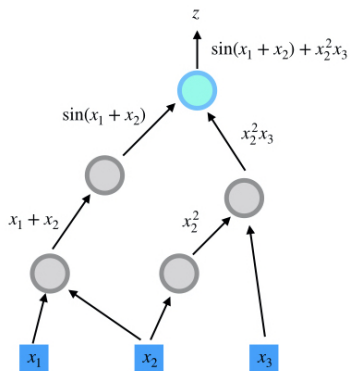
Building a Computational Graph

$$z = \sin(x_1 + x_2) + x_2^2 x_3$$



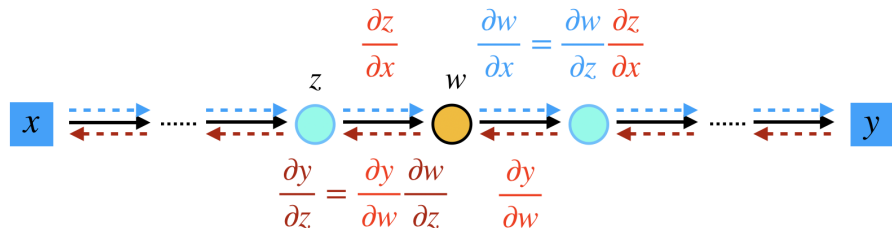
Building a Computational Graph

$$z = \sin(x_1 + x_2) + x_2^2 x_3$$



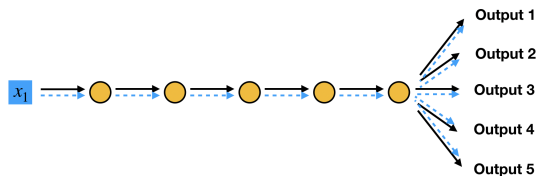
Computing Gradients from a Computational Graph

- Automatic differentiation works by **propagating** gradients in the computational graph.
- Two basic modes: forward-mode and backward-mode. Forward-mode propagates gradients in the same direction as forward computation. Backward-mode propagates gradients in the reverse direction of forward computation.

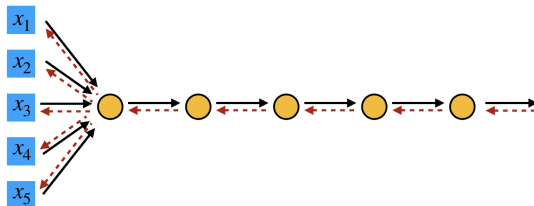


Computing Gradients from a Computational Graph

- Different computational graph topologies call for different modes of automatic differentiation.
 - One-to-many: forward-propagation \Rightarrow forward-mode AD.



- Many-to-one: back-propagation \Rightarrow reverse-mode AD.



Outline

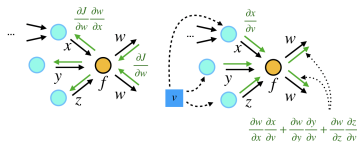
- 1 Overview
- 2 Computational Graph
- 3 Forward Mode**
- 4 Reverse Mode
- 5 AD for Physical Simulation
- 6 AD Through Implicit Operators
- 7 Conclusion

Automatic Differentiation: Forward Mode AD

- The forward-mode automatic differentiation uses the chain rule to propagate the gradients.

$$\frac{\partial f \circ g(x)}{\partial x} = f'(g(x))g'(x)$$

- Compute in the same order as function evaluation.
- Each node in the computational graph
 - **Aggregate** all the gradients from up-streams.
 - **Forward** the gradient to down-stream nodes.



Example: Forward Mode AD

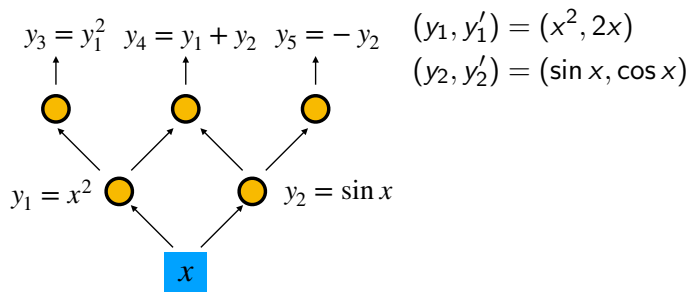
- Let's consider a specific way for computing

$$f(x) = \begin{bmatrix} x^4 \\ x^2 + \sin(x) \\ -\sin(x) \end{bmatrix}$$

Example: Forward Mode AD

- Let's consider a specific way for computing

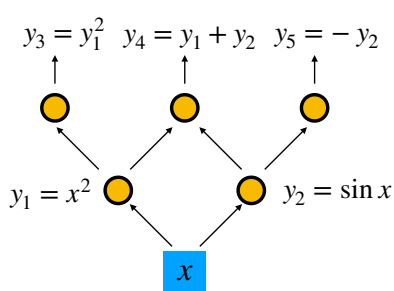
$$f(x) = \begin{bmatrix} x^4 \\ x^2 + \sin(x) \\ -\sin(x) \end{bmatrix}$$



Example: Forward Mode AD

- Let's consider a specific way for computing

$$f(x) = \begin{bmatrix} x^4 \\ x^2 + \sin(x) \\ -\sin(x) \end{bmatrix}$$



$$(y_1, y'_1) = (x^2, 2x)$$

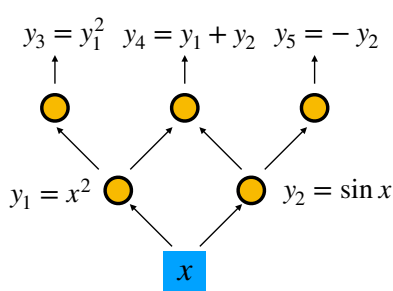
$$(y_2, y'_2) = (\sin x, \cos x)$$

$$(y_3, y'_3) = (y_1^2, 2y_1 y'_1) = (x^4, 4x^3)$$

Example: Forward Mode AD

- Let's consider a specific way for computing

$$f(x) = \begin{bmatrix} x^4 \\ x^2 + \sin(x) \\ -\sin(x) \end{bmatrix}$$



$$(y_1, y_1') = (x^2, 2x)$$

$$(y_2, y_2') = (\sin x, \cos x)$$

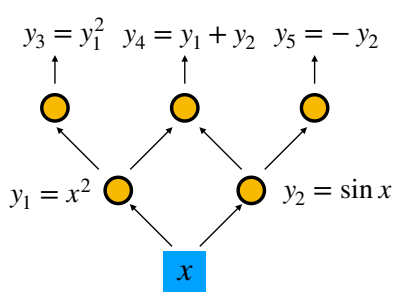
$$(y_3, y_3') = (y_1^2, 2y_1 y_1') = (x^4, 4x^3)$$

$$(y_4, y_4') = (y_1 + y_2, y_1' + y_2') \\ = (x^2 + \sin x, 2x + \cos x)$$

Example: Forward Mode AD

- Let's consider a specific way for computing

$$f(x) = \begin{bmatrix} x^4 \\ x^2 + \sin(x) \\ -\sin(x) \end{bmatrix}$$



$$(y_1, y_1') = (x^2, 2x)$$

$$(y_2, y_2') = (\sin x, \cos x)$$

$$(y_3, y_3') = (y_1^2, 2y_1 y_1') = (x^4, 4x^3)$$

$$(y_4, y_4') = (y_1 + y_2, y_1' + y_2') \\ = (x^2 + \sin x, 2x + \cos x)$$

$$(y_5, y_5') = (-y_2, -y_2') = (-\sin x, -\cos x)$$

Summary

- Forward mode AD reuses gradients from upstreams. Therefore, this mode is useful for few-to-many mappings

$$f : \mathbb{R}^n \rightarrow \mathbb{R}^m, n \ll m$$

- Applications: sensitivity analysis, uncertainty quantification, etc.
 - Consider a physical model $f : \mathbb{R}^n \rightarrow \mathbb{R}^m$, let $x \in \mathbb{R}^n$ be the quantity of interest (usually a low dimensional physical parameter), uncertainty propagation method computes the perturbation of the model output (usually a large dimensional quantity, i.e., $m \gg 1$)

$$f(x + \Delta x) \approx f(x) + f'(x)\Delta x$$

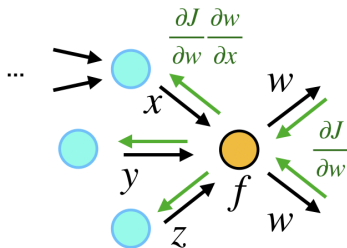
Outline

- 1 Overview
- 2 Computational Graph
- 3 Forward Mode
- 4 Reverse Mode**
- 5 AD for Physical Simulation
- 6 AD Through Implicit Operators
- 7 Conclusion

Reverse Mode AD

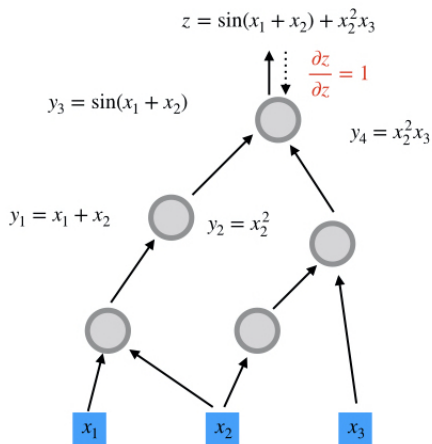
$$\frac{df(g(x))}{dx} = f'(g(x))g'(x)$$

- Computing in the reverse order of forward computation.
- Each node in the computational graph
 - **Aggregates** all the gradients from down-streams
 - **Back-propagates** the gradient to upstream nodes.



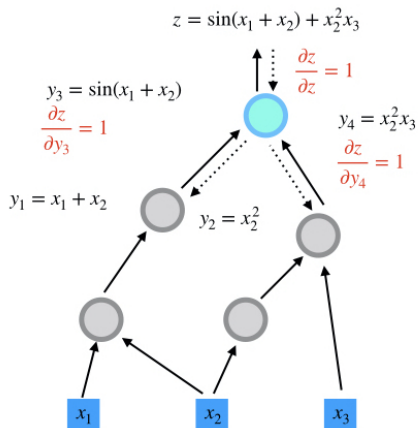
Example: Reverse Mode AD

$$z = \sin(x_1 + x_2) + x_2^2 x_3$$



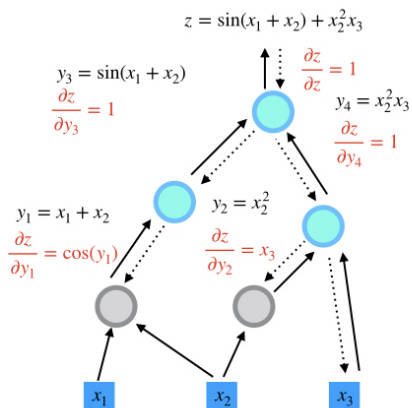
Example: Reverse Mode AD

$$z = \sin(x_1 + x_2) + x_2^2 x_3$$



Example: Reverse Mode AD

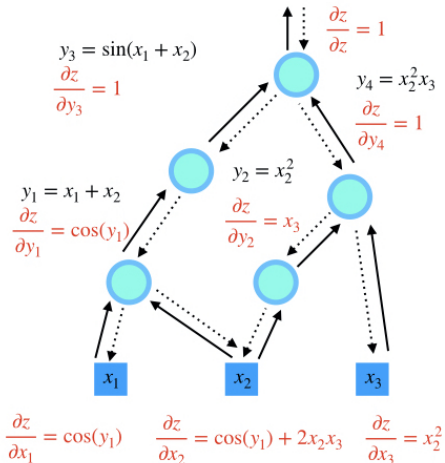
$$z = \sin(x_1 + x_2) + x_2^2 x_3$$



Example: Reverse Mode AD

$$z = \sin(x_1 + x_2) + x_2^2 x_3$$

$$z = \sin(x_1 + x_2) + x_2^2 x_3$$



Summary

- Reverse mode AD reuses gradients from down-streams. Therefore, this mode is useful for many-to-few mappings

$$f : \mathbb{R}^n \rightarrow \mathbb{R}^m, n \gg m$$

- Typical application:
 - Deep learning: n = total number of weights and biases of the neural network, $m = 1$ (loss function).
 - Mathematical optimization: usually there are only a single objective function.

Summary

- In general, for a function $f : \mathbb{R}^n \rightarrow \mathbb{R}^m$

Mode	Suitable for ...	Complexity ¹	Application
Forward	$m \gg n$	$\leq 2.5 \text{ OPS}(f(x))$	UQ
Reverse	$m \ll n$	$\leq 4 \text{ OPS}(f(x))$	Inverse Modeling

- There are also many other interesting topics
 - Mixed mode AD: many-to-many mappings.
 - Computing sparse Jacobian matrices using AD by exploiting sparse structures.

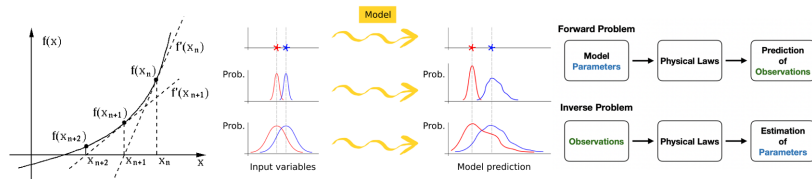
Margossian CC. A review of automatic differentiation and its efficient implementation. Wiley Interdisciplinary Reviews: Data Mining and Knowledge Discovery. 2019 Jul;9(4):e1305.

¹OPS is a metric for complexity in terms of fused-multiply-adds.

Outline

- 1 Overview
- 2 Computational Graph
- 3 Forward Mode
- 4 Reverse Mode
- 5 AD for Physical Simulation**
- 6 AD Through Implicit Operators
- 7 Conclusion

The Demand for Gradients in Physical Simulation



- Solving nonlinear equations
- Uncertainty quantification/sensitivity analysis
- Inverse problems

Image source:

<https://mirams.wordpress.com/2016/11/23/uncertainty-in-risk-prediction/>,

<http://fourier.eng.hmc.edu/e176/lectures/ch2/node5.html>

Inverse Problem and Mathematical Optimization

- Consider a bar under heating with a source term $f(x, t)$. The right hand side has fixed temperature and the left hand side is insulated.
- The governing equation for the temperature $u(x, t)$ is

$$\begin{aligned}\frac{\partial u(x, t)}{\partial t} &= \kappa(x)\Delta u(x, t) + f(x, t), \quad t \in (0, T), x \in \Omega \\ u(1, t) &= 0 \quad t > 0 \\ \kappa(0)\frac{\partial u(0, t)}{\partial x} &= 0 \quad t > 0\end{aligned}$$

- The diffusivity coefficient is given by

$$\kappa(x) = a + bx$$

where a and b are unknown parameters.

Inverse Problem and Mathematical Optimization

- Goal: calibrate a and b from $u_0(t) = u(0, t)$

$$\kappa(x) = a + bx$$

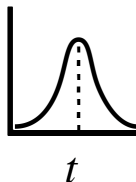
$$\frac{\partial u(x, t)}{\partial t} = \kappa(x)\Delta u(x, t) + f(x, t)$$

$$\kappa(0)\frac{\partial u(0, t)}{\partial x} = 0$$

$$u(1, t) = 0$$



$u(0, t)$



a, b

Inverse Problem and Mathematical Optimization

- This problem is a standard inverse problem. We can formulate the problem as a PDE-constrained optimization problem

$$\begin{aligned} \min_{a,b} \quad & \int_0^t (u(0, t) - u_0(t))^2 dt \\ \text{s.t.} \quad & \frac{\partial u(x, t)}{\partial t} = \kappa(x)\Delta u(x, t) + f(x, t), \quad t \in (0, T), x \in (0, 1) \\ & -\kappa(0)\frac{\partial u(0, t)}{\partial x} = 0, t > 0 \\ & u(1, t) = 0, t > 0 \\ & u(x, 0) = 0, x \in [0, 1] \\ & \kappa(x) = ax + b \end{aligned}$$

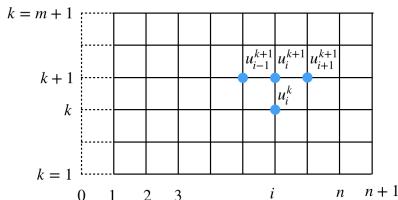
Numerical Partial Differential Equation

- As with many physical modeling techniques, we discretize the PDE using numerical schemes. Here is a finite difference scheme for the PDE $k = 1, 2, \dots, m, i = 1, 2, \dots, n$

$$\frac{u_i^{k+1} - u_i^k}{\Delta t} = \kappa_i \frac{u_{i+1}^{k+1} + u_{i-1}^{k+1} - 2u_i^{k+1}}{\Delta x^2} + f_i^{k+1}$$

For initial and boundary conditions, we have

$$\begin{aligned} -\kappa_1 \frac{u_2^k - u_0^k}{2\Delta x} &= 0 \\ u_{n+1}^k &= 0 \\ u_i^0 &= 0 \end{aligned}$$



Computational Graph for Numerical Schemes

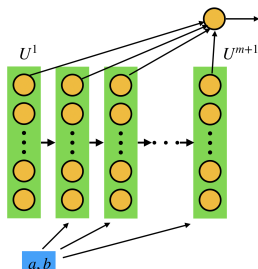
- The discretized optimization problem is

$$\min_{a,b} \sum_{k=1}^m (u_1^k - u_0((k-1)\Delta t))^2$$

$$\text{s.t. } A(a, b)U^{k+1} = U^k + F^{k+1}, k = 1, 2, \dots, m$$

$$U^0 = 0$$

- The computational graph for the forward computation (evaluating the loss function) is



Implementation using an AD system

```
function condition(i, u_arr)
    i<=m+1
end

function body(i, u_arr)
    u = read(u_arr, i-1)
    rhs = u + F[i]
    u_next = A\rhs
    u_arr = write(u_arr, i, u_next)
    i+1, u_arr
end

F = constant(F)
u_arr = TensorArray(m+1)
u_arr = write(u_arr, 1, zeros(n))
i = constant(2, dtype=Int32)
_, u = while_loop(condition, body, [i, u_arr])
u = set_shape(stack(u), (m+1, n))
```

```
uc = readdlm("data.txt")[:]
```

```
loss = sum((uc-u[:,1])^2) * 1e10
```

```
sess = Session(); init(sess)
```

```
BFGS!(sess, loss)
```

Simulation Loop

**You will have chance to
Practice in your homework!
(TensorFlow/PyTorch, ADCME,
or any other AD tools)**

**Formulate
Loss Function**

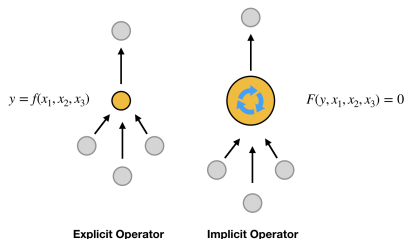
**Gradient Computation
Optimization**

Outline

- 1 Overview
- 2 Computational Graph
- 3 Forward Mode
- 4 Reverse Mode
- 5 AD for Physical Simulation
- 6 AD Through Implicit Operators**
- 7 Conclusion

Challenges in AD

- Most AD frameworks only deal with explicit operators, i.e., the functions that has analytical derivatives, or composition of these functions.
- Many scientific computing algorithms are **iterative** or **implicit** in nature.



Linear/Nonlinear	Explicit/Implicit	Expression
Linear	Explicit	$y = Ax$
Nonlinear	Explicit	$y = F(x)$
Linear	Implicit	$Ay = x$
Nonlinear	Implicit	$F(x, y) = 0$

Example

- Consider a function $f : x \rightarrow y$, which is implicitly defined by

$$F(x, y) = x^3 - (y^3 + y) = 0$$

If not using the cubic formula for finding the roots, the forward computation consists of iterative algorithms, such as the Newton's method and bisection method

$$y^0 \leftarrow 0$$

$$k \leftarrow 0$$

while $|F(x, y^k)| > \epsilon$ **do**

$$\delta^k \leftarrow F(x, y^k) / F'_y(x, y^k)$$

$$y^{k+1} \leftarrow y^k - \delta^k$$

$$k \leftarrow k + 1$$

end while

Return y^k

$$l \leftarrow -M, r \leftarrow M, m \leftarrow 0$$

while $|F(x, m)| > \epsilon$ **do**

$$c \leftarrow \frac{a+b}{2}$$

if $F(x, m) > 0$ **then**

$$a \leftarrow m$$

else

$$b \leftarrow m$$

end if

end while

Return c

Example

- An efficient way is to apply the **implicit function theorem**. For our example, $F(x, y) = x^3 - (y^3 + y) = 0$, treat y as a function of x and take the derivative on both sides

$$3x^2 - 3y(x)^2 y'(x) - 1 = 0 \Rightarrow y'(x) = \frac{3x^2 - 1}{3y(x)^2}$$

The above gradient is **exact**.

Implicit Operators in Physical Modeling

- Return to our bar problem, what if the material property is complex and has a temperature-dependent governing equation?

$$\frac{\partial u(x, t)}{\partial t} = \kappa(u) \Delta u(x, t) + f(x, t), \quad t \in (0, T), x \in \Omega$$

- An implicit scheme is usually a nonlinear equation, and requires an iterative solver (e.g., the Newton-Raphson algorithm) to solve

$$\frac{u_i^{k+1} - u_i^k}{\Delta t} = \kappa(u_i^{k+1}) \frac{u_{i+1}^{k+1} + u_{i-1}^{k+1} - 2u_i^{k+1}}{\Delta x^2} + f_i^{k+1}$$

- Typical AD frameworks cannot handle this operator. We need to differentiate through implicit operators.
- This topic will be covered in a future lecture: **physics constrained learning**.

Outline

- 1 Overview
- 2 Computational Graph
- 3 Forward Mode
- 4 Reverse Mode
- 5 AD for Physical Simulation
- 6 AD Through Implicit Operators
- 7 Conclusion**

Conclusion

- What's covered in this lecture
 - Reverse mode automatic differentiation;
 - Forward mode automatic differentiation;
 - Using AD to solve inverse problems in physical modeling;
 - Automatic differentiation through implicit operators.

What's Next

- Physics constrained learning: inverse modeling using automatic differentiation through implicit operators;
- Neural networks and numerical schemes: substitute the unknown component in a physical system with a neural network and learn the neural network with AD;
- Implementation of inverse modeling algorithms in ADCME.